

Barriers to Bridges

Amy van Schagen
Associate Professor
CSU San Bernardino

Demographics

Table 1. Participant Demographics by Provider Type

Variable	Total	Family Care Teachers	Center Based Teacher
Age			
<35	29.1%	14.5%	35%
35-39	10.2%	4.8%	12.5%
40-49	26.0%	25.3%	26.5%
50-59	22.5%	34.9%	17%
60+	12.3%	20.5%	9%
Ethnicity/Race			
Native American	2.9%	6.90%	2.5%
Asian	2.6%	2.30%	4.9%
Black or African American	12.4%	29.90%	9.4%
Hispanic/Latino	44.3%	36.80%	47.3%
Native Hawaiian or Pacific Islander	1.0%	-	2.5%
White	41.0%	42.50%	40.5%
Other	4.2%	4.60%	6.4%

Note: $N = 307$, family care teachers $N = 87$, EC teachers $N = 220$.

Ethnicity/Race was check all that apply and Income may have included additional family income.



Do center-based teachers and family care teachers vary in the value they place on higher education?

Topic	Mean	
Value of Higher Education	3.03	Very Important

N= 295; 0= not at all important and 5= Extremely Important

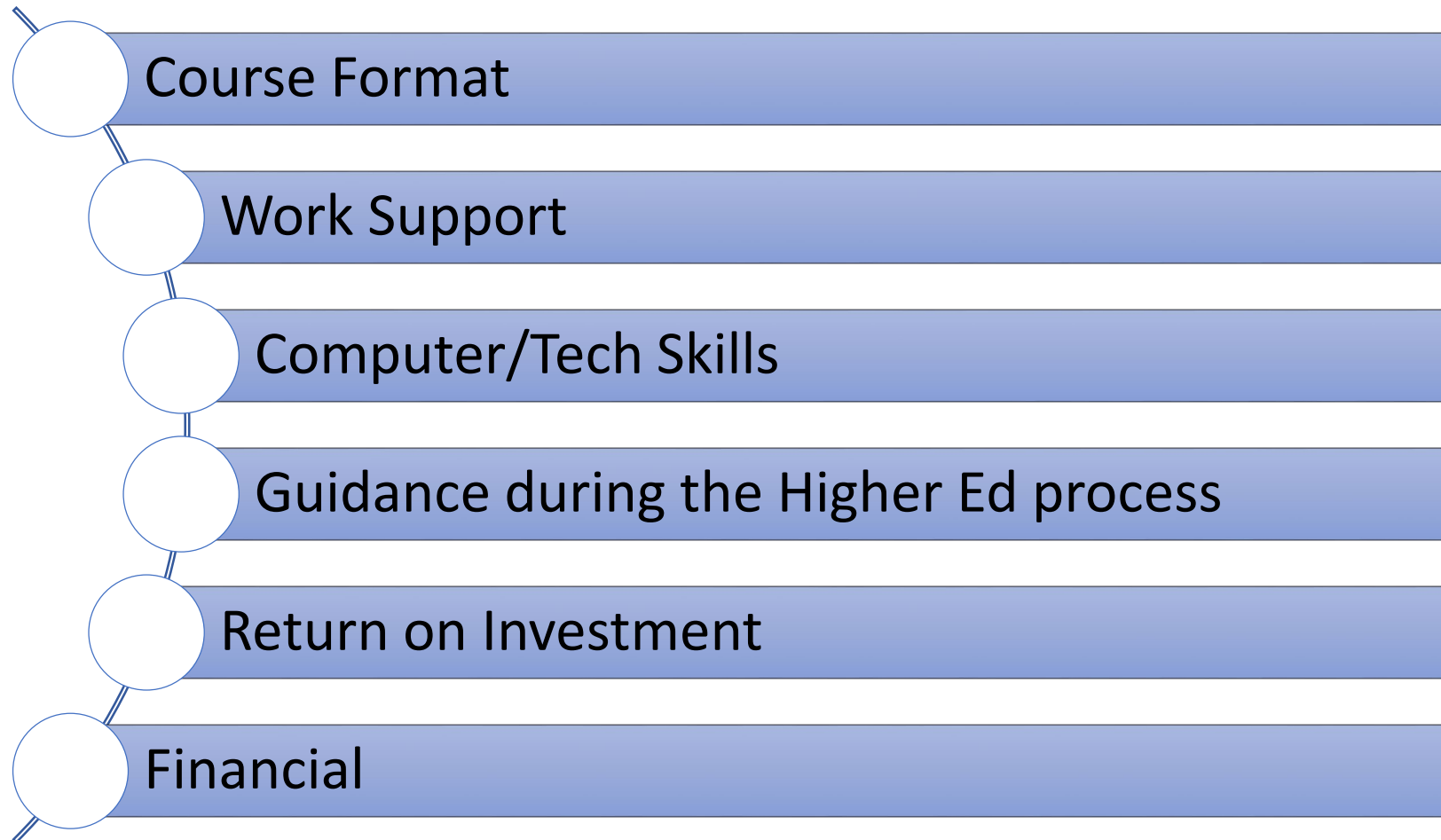
Identified Barriers to Higher Education for Early Childhood Educators

General Barriers for all EC Educators	
A. Financial	A1. Not eligible for financial aid
B. Practical	B1. I find it difficult to balance early childhood education courses with my personal life.
C. Higher Education Efficacy	C1. If I had someone to help me through the process then I would feel comfortable taking courses

Center-Based	
A. Time	A1. Not enough time for child/family if I attended ECE courses
B. Financial	B1. Cannot afford the cost of tuition

Family	
A. Time	A1. I can not adjust my work schedule to attend ECE courses
B. Practical	B1. Commute to attend is to far
C. Higher Education Efficacy	C1. I feel unprepared to use a computer in college C2. I do not feel comfortable in a classroom setting

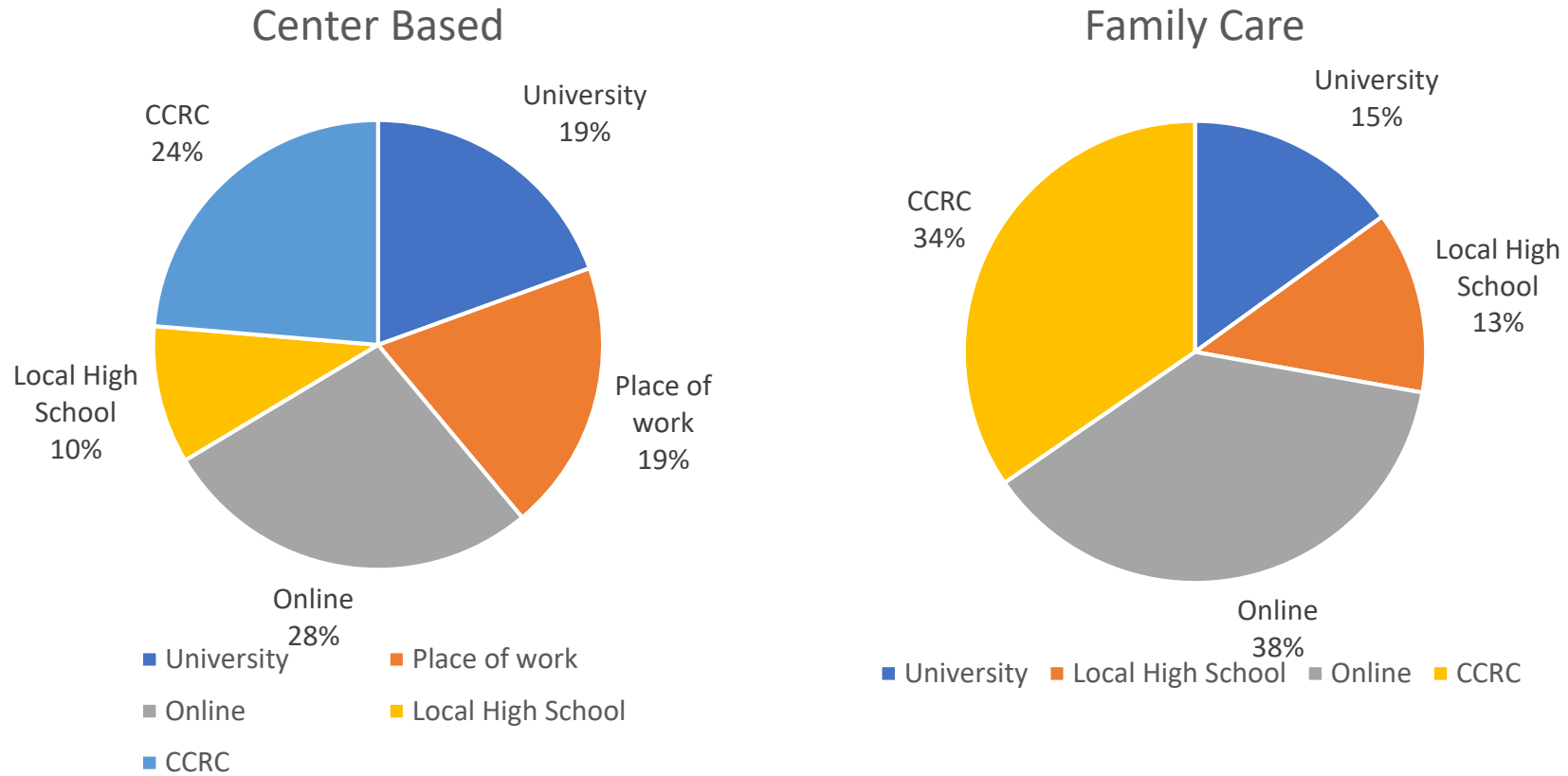
Areas that would Support Participation in Higher Education



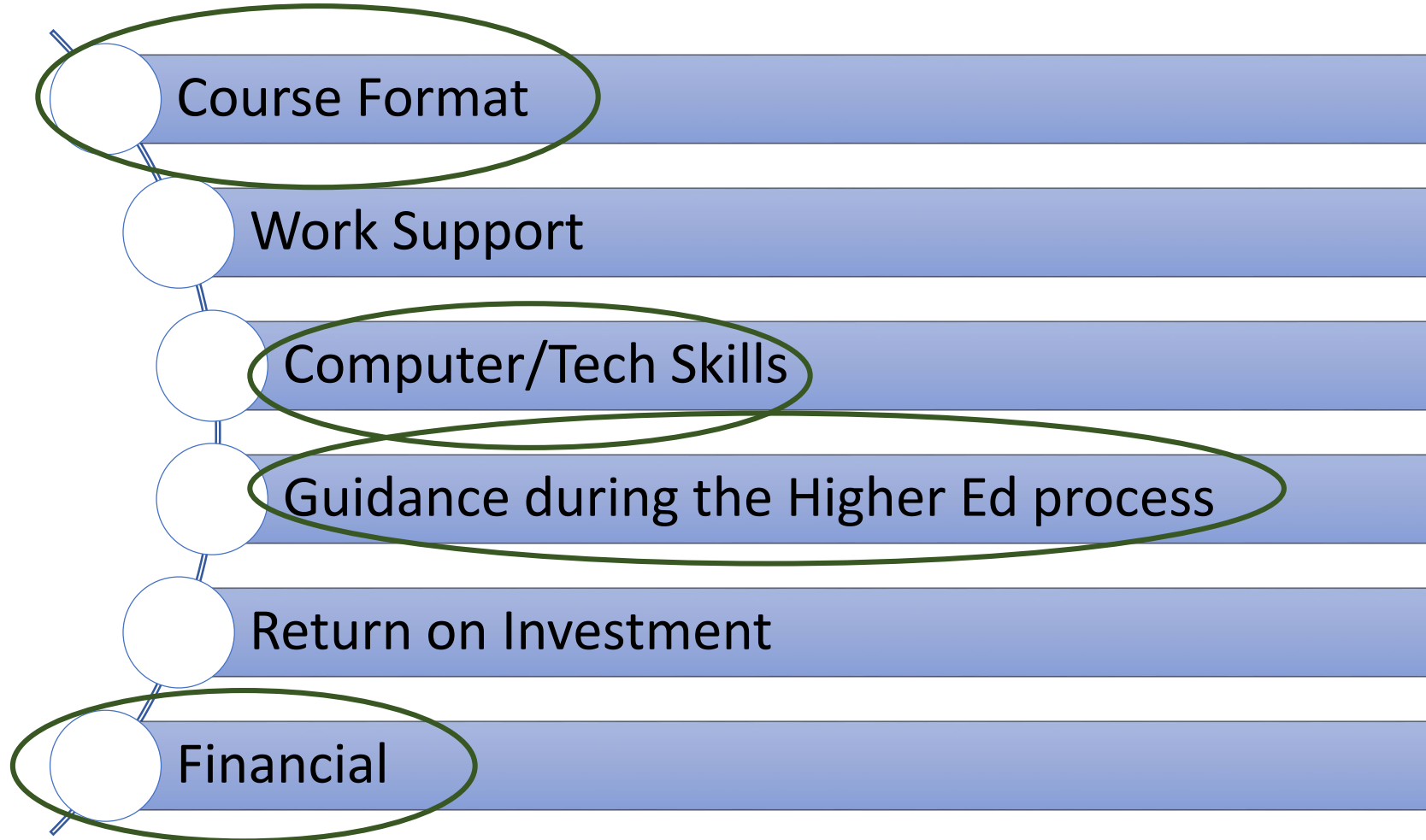
Identified Areas that would Support Participation in Higher Education

Theme	Details					
A. Course Format	A1. Online	A2. Locally in Community	A3. Weekend Only	A4. Evening	A5. Courses offer child care	A6. at center for all employed teachers
B. Work Support	B1. Flexible work schedule	B2. Dependable employees (FCC)	B3. Class time count as paid time	B4. Paid substitute teacher	B5. During work time	B6. Employer funded tuition
C. Computer/ Technology Support	C1. Help with basic computer skills	C2. Need access to Laptop	C3. Computer/ tech How-to Handbook			
D. Guidance during higher Ed program	D1. Mentoring	D2. Tutoring	D3. Assistance filling paperwork	D4. Point of contact throughout program	D5. Help with study skills	
E. Return on Investment	E1. Assurance worth the financial investment	E2. Paying off initial student loans	E3. Higher Pay			
F. Financial	F1. Financial Aid	F2. Scholarships and Grants	F3. Tuition reimbursement	F4. Higher Wages		

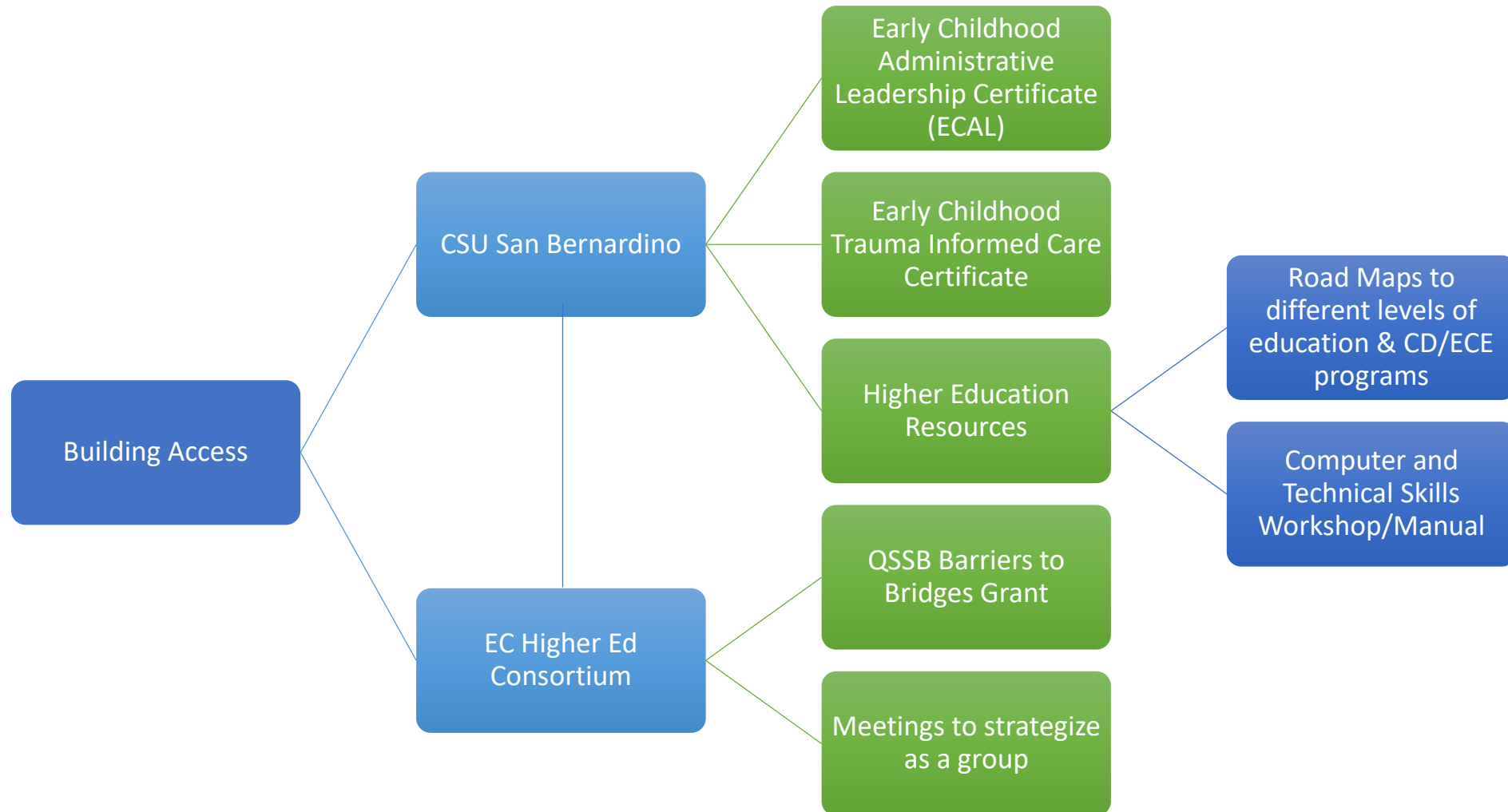
Preferred Location for ECE Courses



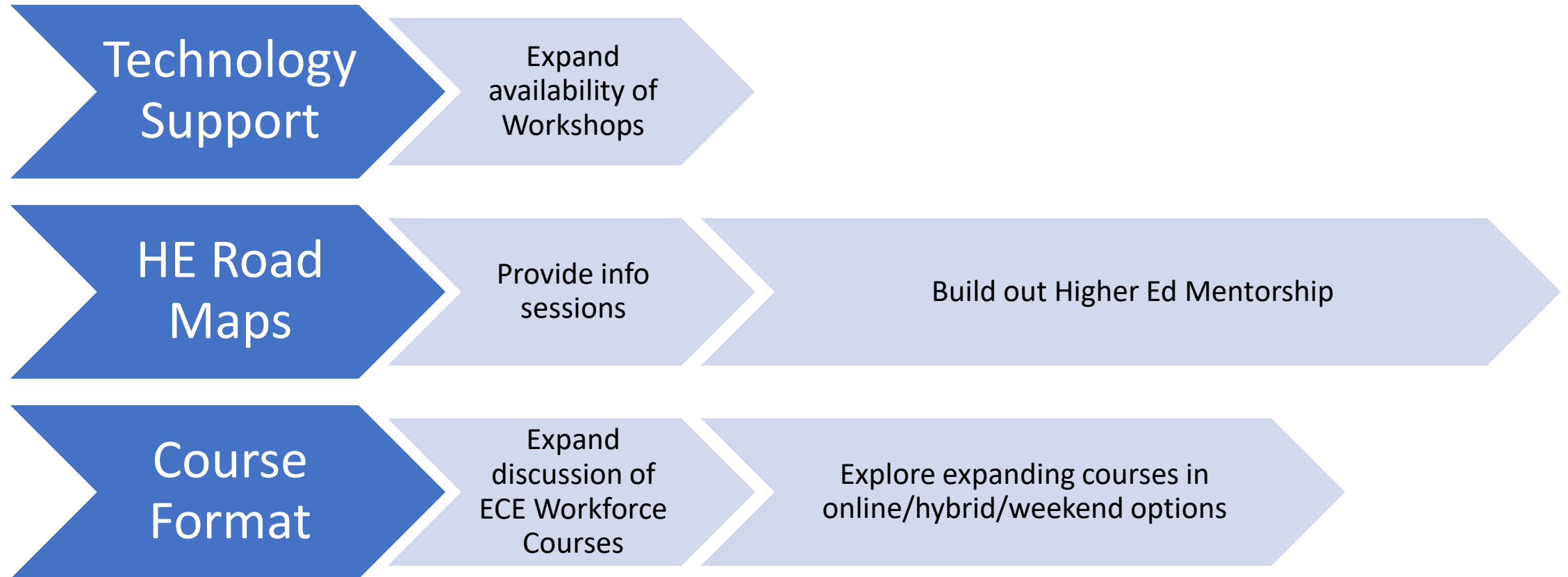
Areas that would Support Participation in Higher Education



Approach



Future Directions



Questions

Contact Info:

Amy van Schagen

Amy.vanschagen@csusb.edu